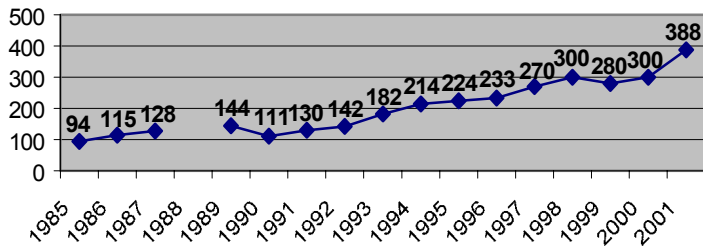




## Membership Profile

**Fig. 1 - Number of members per year**



NB: No data available for 1988.

CSPG membership currently stands at 388 active members, and, as detailed in Figure 1, membership has generally increased steadily since 1985. In addition to these 388 active members, CSPG has records of 2318 past members since the founding of the group. The analysis here, however, has been conducted only on the currently active CSPG membership. The vast majority of members, 377 or 97%, are from Canada, but the group also has 2 members in Australia, 1 each in Barbados, China and the United Kingdom, and 6 members in the United States.

**Fig. 2 - Canadian members by province/territory**

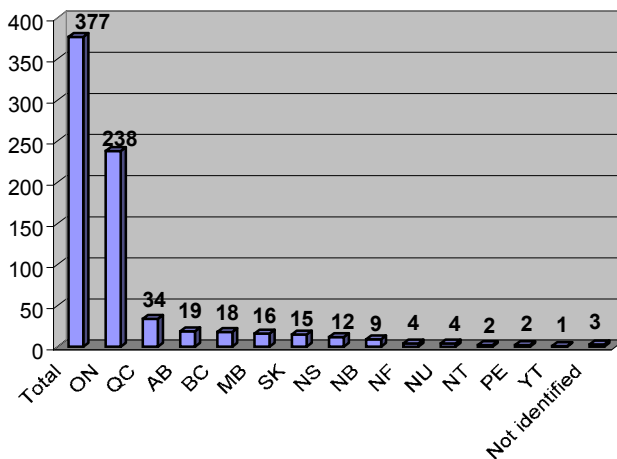
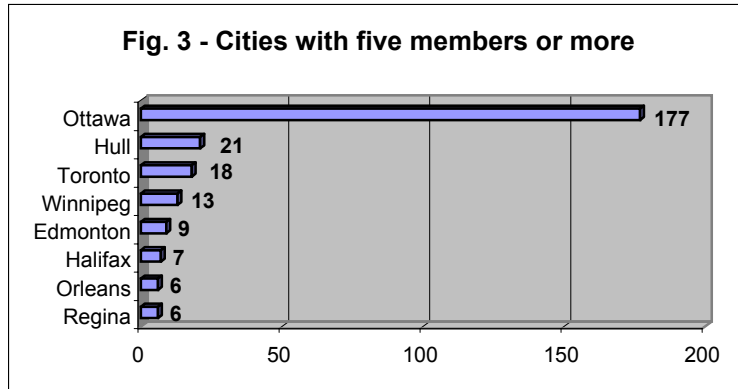


Figure 2 shows that most CSPG members, by far, are located in Ontario, which accounts for 238 members, or 61% of the total membership. The other provinces and territories combined make up 35% of the total membership. Every province and territory that is represented in the CSPG membership.

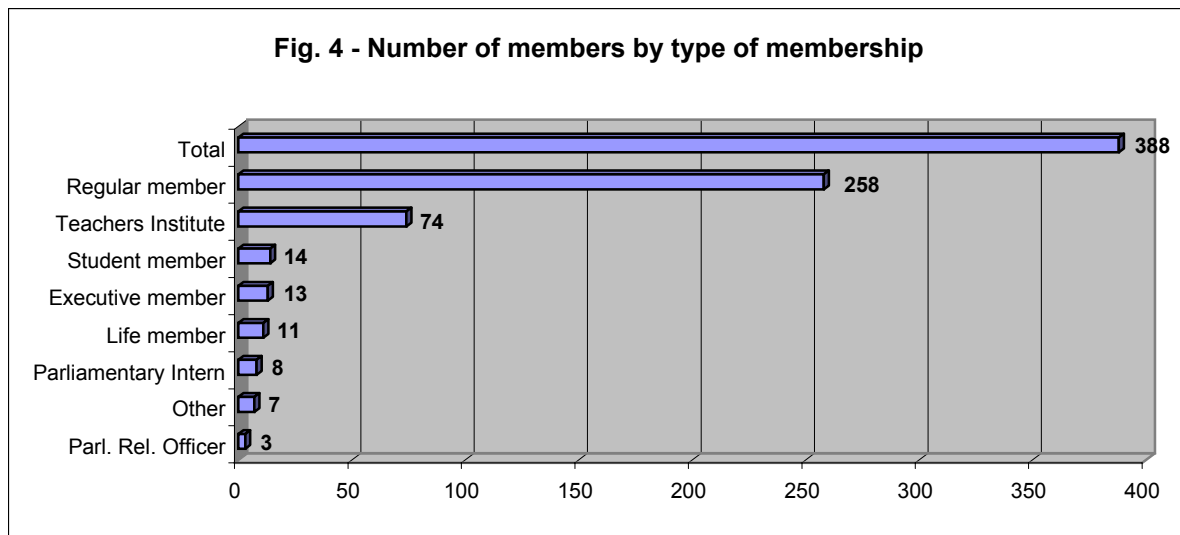


A further geographic breakdown of cities with five CSPG members or more reveals, in Figure 3, that Ottawa has 177 members, or 46% of the total membership. Combined with 21 members in Hull and 6 in Orleans, these three cities in the National Capital Region account for 53% of the total membership.



Approximately 52% of CSPG members are men, and 40% are women (gender unknown for 8% of members). It is interesting to note that CSPG membership fees are paid by an employer for 55% of members, while 38 %

pay the fees themselves (7% are unaccounted for). The former group indicates that a majority of members have joined CSPG for professional reasons, and their employers support them in this. There is also a strong contingent of people who are members out of personal interest; or who may be members for professional reasons, but pay the fees themselves.



When considered by membership type, as detailed in Figure 4, 68% of CSPG members, or 258, are Regular Members. Also of note, complementary one-year memberships have been offered to 74 people from the Teachers Institute, and ten Parliamentary Interns (only eight are listed in the database and counted here). Other types of members include 14 Student Members, and 11 Life Members. It should be noted that despite only 3 members registered as Parliamentary Relations Officers, many members who list this as their professional title are registered as Regular Members.

Indicative examples of prominent and not-so-prominent professional groups within the membership are clerks: 39 members, parliamentary relations officers: 20 members, professors: 17 members, Senators: 2 members, and no Members of Parliament. This list is only indicative, as many members register without stating their profession.